



Montane and Galaxy Treatment Tables

So much more than just a "Table"...

The core of your Practice...

Your table is the core of your practice, and with Chattanooga, you have a trusted partner.

Every detail of the Montane and Galaxy table ranges has been designed, engineered and crafted to elegant, exacting standards, delivering a refined experience that maximizes patient comfort while optimizing practitioner access and ease of operation.

Montane and Galaxy offer a stable, reliable and extremely functional range of tables to meet your every need.

Chattanooga Galaxy.

Meeting the essentials with a touch of quality


- A robust table for Practices that need to be conscious of space
- Narrow width allows optimal contact with the patient
- Hydraulic and electric versions available




Key Features



Superior table padding giving optimal comfort for both patient and therapist



Premium upholstery in nine fresh, tasteful colors. Quality workmanship down to the detailed stitching




Solid, hardwearing frame produced with the highest standards & latest technology (laser cut, robotic welded, powder coated)

Chattanooga Montane.

When it needs to be something more

- Parallelogram frame construction resulting in more under-table leg space for the clinician
- Complete flexibility on table positions allowing for all common treatment applications
- A full range of table configurations



Hallotronic® technology offers near-indestructible levels of reliability with magnetic-based mechanics



Optimal security through an electronic safety box allowing Practitioners to disable table movement when out of the room



Montane and Galaxy Treatment Tables Specifications

	Montane	Galaxy
High quality Powder Coated Steel Frame	✓	✓
High/low height adjustment foot bar with Hallotronic® technology	✓	✓
Personal Authorization System with magnetic key	✓	✓
Available Configurations/Sections	Bobath, Fixed, 7, 5, 3, 2	5, 4, 3, 2
Wide range, of Accessories including Optional Paper holder	✓	✓
Table Width	69 cm* 55cm width available as special order	64 cm
Lifting Mechanism	Parallelogram	Scissor
Electric Actuation	✓	✓
Hydraulic Actuation (Optional)	—	✓
Maximum Patient Weight	300 kg	275 kg
Optional postural drainage	✓	—
9 Premium upholstery Colours	✓	✓
Optional 4 directional casters	✓	✓
Height adjustment range (Electric)	49 – 101 cm	52 – 102 cm
Height adjustment range (Hydraulic)	—	51 – 96 cm

* Excludes Taurus Bobath & Colombia

Galaxy and Montane Tables are manufactured by Meden-Inmed Sp. z o.o. exclusively for Chattanooga. A DJO Global Company.

