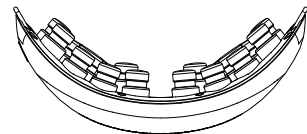




# User Manual

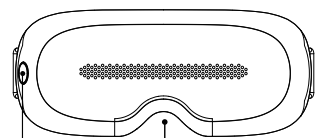


## CalorDerm Visible Eye Massager with Heating Therapy

Please read this manual before using the product and keep it in a safe place for future reference.

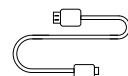
### Inside the package

The package includes: 1\*Main Unit, 1\*User Manual, 1\*Type-C Cable, 1\*QC Pass Card



Power On/  
Off Key

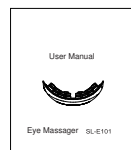
DC Power Port/Power  
Indicator



Type-C Cable



QC Pass Card



User Manual

### Precautions

Please read this section carefully for correct and safe use of the massager.

1. Please read the manual carefully and operate accordingly;
2. Children under 7 years old can't use the massager;
3. The massager should not be used by
  - A. People who suffer from brain disease or have undergone brain surgery;
  - B. People who are suffering from glaucoma, retinoschisis or serious eye diseases;
  - C. People who have physical or mental disorder.
4. Take off contact lenses/eye glasses before use;
5. Put on/wear the unit first before turning on the power;
6. Don't use the massager while walking or driving;
7. Don't use the massager after drinking;
8. Keep your eyes closed for a few seconds after use, then open them slowly;
9. Keep the massager away from humidity, heat and/or corrosive gas;
10. To clean the massager please wipe with aseptic cotton. Don't wash or immerse in water;
11. This product is not a substitute for healthcare professionals' advice and treatment. In case of doubt or if necessary, please consult your healthcare professional.
12. This product complies with Part 15 of the FCC Rules. Operation is subject to the following two conditions:
  - 1>. This product may not cause harmful interference, and
  - 2>. This product must accept any interference received, including interference that may cause undesired operation.
13. Please note that changes or modifications not expressly approved by the party responsible for compliance could void the user's authority to operate the equipment.

### Product specification

Model Name: SL-E101	Battery: 800mAH
Power Supply: DC 5V 1A	Dimension: 185*78*80mm
Power: 5W	Net weight: about 185g
Working time: 10 minutes/circle	
Ideal Operate Enviroment:	
Temperature: 5°C-40°C	
Relative Humidity: ≤80%	

### Operation

1. Power on: Press and hold the power key for 3 seconds, the default is protect mode, and without heating;
2. Power off: Press and hold the power key for 3 seconds again;
3. Mode Selection: Quick press the power key to select the mode.
  - Protect mode: Vibration on with rule 1;
  - Dynamic mode: Vibration on with rule 2;
  - Sleeping mode: Vibration on with rule 3, music on;
4. Heating on/off: Press the power key two times in a short time under protect mode or dynamic mode to turn on or off;

### Charging

1. There is a voice to remind the user that the power is less than 10% every 3 minutes when the device is low power;
2. During Charging, the power Indicator should be red, and it is blue when fully charged;
3. The massager can't be used while charging. If the unit is turned on while being charged, it will prompt the self-protection program and the massager will automatically turn off;
4. The recommended charging duration is 2~3 hours.

### Troubleshooting

When operational problems occur, please refer to the below suggestions.

Don't disassemble the massager or try to repair it by yourself.

1. Power on failure, Maybe is low power, Please charge the device at once;
2. Play the music failure, Maybe the Bluetooth is not connected, Please connect the Bluetooth;
3. No heating, Maybe the function is off, Please turn on the heating under protect mode or dynamic mode.

**Distributed by:** CalorDerm.com  
22635 Komoka Road, Komoka, Ontario, Canada