

## DONJOY® ICEMAN® COLD THERAPY

The IceMan® cold therapy unit helps reduce pain and swelling by providing consistent, extended cold therapy as directed by a medical professional.

### Proven Performance

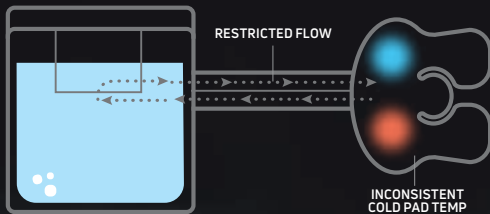
- Time-tested with over 20 years of experience delivering industry-leading cold therapy solutions
- Developed with direct customer interaction and feedback

### Technology Advantage

- Recirculation technology helps deliver consistent cold therapy throughout the cold pad, eliminating freezing inlet temperatures which can cause unwanted “cold spots” on pad and against skin

### Convenient and Easy to Use

- Easy to set up, fill and operate
- Plug-n-play operation helps you get relief fast
- Designed for easy portability and storage
- A complete line of cold pads to deliver cold therapy where it is needed most



Other cold therapy units restrict or pinch water flow to the cold pad, causing uneven flow rates and inconsistent cold pad temperatures.



ICEMAN® CLEAR<sup>3</sup>



ICEMAN CLASSIC<sup>3™</sup>

The advantage is clear. DonJoy® IceMan® Therapy Units help you manage post-operative pain and swelling with the controlled delivery of cold therapy.



T 800.336.6569 D 760.727.1280 F 800.936.6569  
2900 Lake Vista Drive | Lewisville, TX 75067 | U.S.A.  
DJOGlobal.com/donjoy

Copyright © 2020 by DJO, LLC  
MKT00-9644 Rev A

Individual results may vary. Neither DJO Global, Inc. nor any of its subsidiaries dispense medical advice. The contents of this sheet do not constitute medical, legal, or any other type of professional advice. Rather, please consult your healthcare professional for information on the courses of treatment, if any, which may be appropriate for you.

# DONJOY® ICEMAN®

## COLD THERAPY UNITS



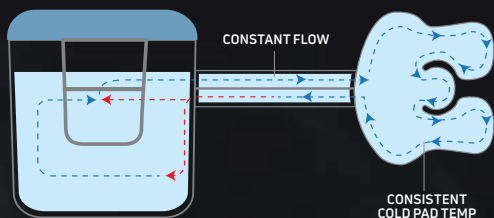
## THE DONJOY® ICEMAN® ADVANTAGE: CONSISTENTLY COOL WATER WHENEVER YOU NEED IT

What sets IceMan® apart? Consistent, reliable delivery of cool water to help you reduce pain and swelling.

Our recirculation system saves and mixes the water warmed by your body with cooler ice water at a consistent rate before it is sent back to your cold pad—so cool water is constantly flowing through the pad.

Other cold therapy systems can restrict or pinch water flow, often causing inconsistent pad temperatures and variations in how quickly the water flows through the pad. This can result in freezing inlet temperatures and uncomfortable “cold spots” on the pad and against your skin.

IceMan® is different. Because warm water that leaves the pad constantly mixes with cooler water, you get a constant, predictable flow of cool water through the pad and next to your skin.



IceMan® dual pump recirculation technology mixes warmed water with cooler ice bath water in a mixing chamber at a constant rate to create a continuous, reliable flow of cold water.



**WARNING:** This Device Can Be Cold Enough To Cause Serious Injury. DO NOT use this device without a prescription from a physician.

1



Add ice to fill line inside the device or you may use 4 clean, frozen 16.9 oz. water bottles instead of ice cubes.

*IMPORTANT: Paper must be removed from bottles prior to freezing.*

*TIP: Have another 4 water bottles in the freezer ready to rotate once the ones in the unit have melted.*

2



Add cold water to fill line.

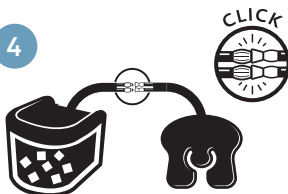
3



Place lid on the device making sure the lip inserts in groove. Then press front of the lid down to close and secure.

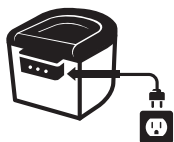
*NOTE: To refresh ice, unplug unit and wait one minute then open lid.*

4



Connect the IceMan® CLEAR<sup>3</sup> hose to the cold pad hose. To ensure a reliable connection, “snap” or “click” hoses together into place so that the fit is tight and snug.

5



To turn device on, insert cord into the connection port on the back of the device and plug the power supply into the wall outlet.

