

DonJoy® UltraSling® PRO

Clinician Application Instructions

BEFORE USING THE DEVICE, PLEASE READ THE INSTRUCTIONS FOR USE COMPLETELY AND CAREFULLY. CORRECT APPLICATION IS VITAL TO THE PROPER FUNCTIONING OF THE DEVICE.

SIZING AND CONFIGURATION:

ARM SLING SIZE	MEASUREMENT
S/M	10.5"-15" (26.7cm-38.1cm)
L/XL	15+" (38.1+cm)

Arm envelope is shipped in L/XL configuration. To adjust arm envelope to the S/M size, unbuckle both quick release buckles. Fold in arm envelope and adhere hook and loop tabs on inside of envelope.

APPLICATION:

To ensure proper fit, if possible, product should be sized on patient pre-operatively.

Step 1. Open Arm Sling

Release quick-release buckle (i) on cushion and forearm strap (ii) on arm envelope. Unfasten shoulder ring by releasing quick release buckles (iii) at front of arm envelope. (Fig. A)

Step 2. Apply Waist Strap

Align cushion on injured side at waist/hip level with elbow fixed at 90°. Narrow end of cushion should be positioned to back of forearm/elbow. Bring waist strap around back and attach to quick-release buckle (i) at front of cushion. Adjust waist belt and trim as necessary for proper fit. (Fig. B)

Step 3. Apply Arm Sling

Place forearm into arm envelope as far back as possible. Secure thumb strap (iv) between thumb and forefinger at front of sling. Secure forearm strap (ii) to sling and cushion. (Fig. C)

Step 4. Apply Shoulder Ring

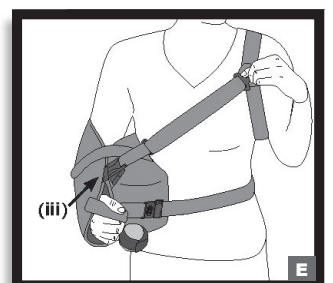
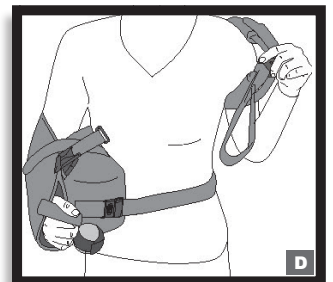
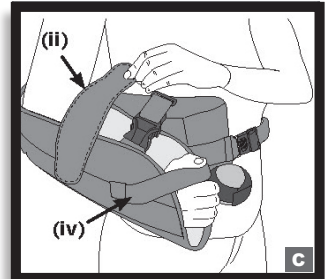
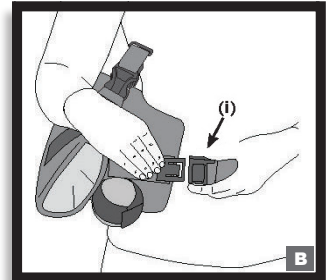
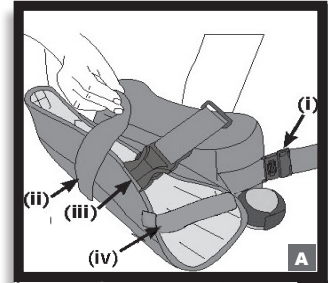
Place arm through shoulder ring of healthy shoulder. Adjust shoulder ring circumference for proper fit. (Fig. D) **NOTE:** The hook and loop closure of shoulder ring should be facing up and away from patient.

Step 5. Fasten the Shoulder Strap

Fasten shoulder strap to arm envelope by using quick release buckles (iii). Adjust shoulder strap for proper fit. (Fig. E)

BRACE REMOVAL:

Detach quick release buckles, remove forearm strap, thumb strap and waist belt. Slowly remove brace.



DonJoy® UltraSling® PRO

Clinician Application Instructions

WAIST BELT:

The UltraSling® PRO fits waist sizes 25"– 63" (63.5cm–160cm). Adjust waist belt and trim as necessary for proper fit.

CONVERSION TO SUPPORT LEFT SHOULDER

The UltraSling® PRO is shipped in a right arm injury configuration. To adjust the shoulder ring to a left arm injury configuration, release quick release buckles at front of arm envelope and detach cushion from arm envelope. Apply cushion to left side of body by flipping cushion over so smaller end is pointing to back of left elbow. Wrap waist belt around waist and attach arm envelope to cushion. Slip the shoulder ring over right shoulder. Place arm in sling and reattach quick release buckles.

OPTIONAL CUSHION:

The UltraSling® PRO can be worn without the cushion. Remove back of waist belt from cushion and adhere y-strap to both sides of the arm sling envelope at the elbow. For front of the waist belt, remove quick-release buckle from cushion and adhere y-strap to arm sling envelope. Trim the waist belt as needed.

INTENDED USER PROFILE:

The user should be able to: Read and understand the directions, warnings and cautions.

INTENDED USE/INDICATIONS:

Post-operative rotator cuff repairs, Bankart procedures,
Capsular shifts, Glenohumeral dislocation/subluxation, Soft tissue strains/repairs.

CONTRAINDICATIONS: None.

WARNINGS AND CAUTIONS:

If you experience any pain, swelling, sensation changes, or any unusual reactions while using this product, consult your medical professional immediately.

CLEANING & STORAGE INSTRUCTIONS:

Hand wash in water (86°F/30°C), using mild soap. Air dry.

NOTE: If not rinsed thoroughly, residual soap may cause irritation and deteriorate material.

Do NOT iron.

Do NOT tumble dry.

Do NOT bleach.

MATERIAL CONTENTS:

Nylon, Polypropylene, Polyurethane Foam, Cotton, Laminate Foam/Tricot, Polyacetal, Polyester, Acetal.

WARRANTY:

DJO, LLC will repair or replace all or part of the unit and its accessories for material or workmanship defects for a period of six months from the date of sale. To the extent the terms of this warranty are inconsistent with local regulations, the provisions of such local regulations will apply.

INTENDED FOR SINGLE PATIENT USE.

NOT MADE WITH NATURAL RUBBER LATEX



DJO, LLC | A DJO Global Company

T 800.336.6569 D 760.727.1280 F 800.936.6569
1430 Decision Street | Vista, CA 92081-8553 | U.S.A.
DJOGlobal.com

Individual results may vary. Neither DJO, LLC nor any of its subsidiaries dispense medical advice. The contents of this document do not constitute medical, legal, or any other type of professional advice. Rather, please consult your healthcare professional for information on the courses of treatment, if any, which may be appropriate for you.