

## Instructions for Use

### Restorative Hand Splint

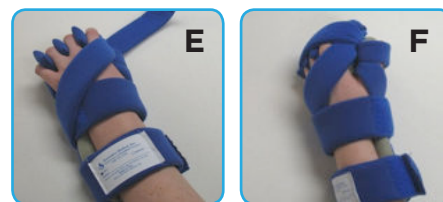
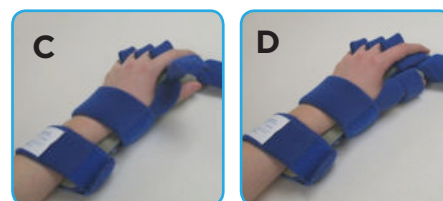
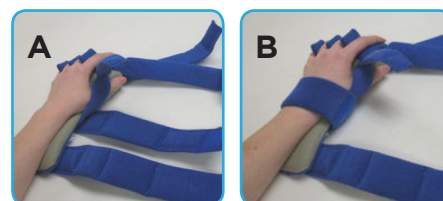
**Indications for use:** Provides moderate, comfortable support of the hand and wrist; post injury or surgery.

### Product Features



- High temperature plastic base can be remolded by health professional to continue restorative process as the patient improves.
- Lightweight support for painful extremities.
- Plastic base extends under the thumb gradually abducting it comfortably.
- Flex Technology splint moves with the patient's abnormal muscle tone and spasticity for comfort, and helps to relax the tone.
- Padding provides comfort and reduces skin pressure.
- Color coding aids proper strap attachment.
- Comfortable thumb support for mild lost range.

1. Locate hand to splint and assure comfortable thumb placement - do not overstretch. Adjust separators between fingers.
2. Wrap lower thumb strap over the thumb joint closest to the palm by hooking red end of strap to red loop on back of splint (See picture A).
3. Attach the middle strap (blue end to blue loop on back of splint) directly over wrist. The hand should conform to the splint with only mild resistance (See picture B).
4. Attach the forearm strap (black end to black loop on back of splint) in order to secure the arm to the splint (See picture C).
5. Attach the upper thumb strap (by attaching the red end of the strap to red loop at the back of the splint) over the thumb joint furthest from the palm or over the end of thumb if it hyperextends (See picture D).
6. Slide the lower hand strap (blue hook on end) between the thumb and index finger on the splint. Wrap it over the backside of the hand, ensuring that the hand is properly positioned. (This strap can be fastened before the wrist strap to prevent hand from pulling away from splint. Wrist strap then goes over this strap to secure it. See picture E)
7. Finally, place the upper hand strap (beige end to beige on back of splint) over fingers and knuckles where needed to encourage extension (See picture F).
8. Ensure fingers and joints are properly placed and not overstretched, and there are no material folds that could make patient uncomfortable. Patient should feel a comfortable, mild stretch but no discomfort in any area.



## Instructions for Use

### Restorative Hand Splint

Product Size	MCP Width	Wrist to Finger Length	Product Code with Left/Right
Ex-Small	2¾" to 3"	Up to 5"	20736XSL/R
Small	Up to 3"	Up to 6½"	20736SL/R
Medium	Up to 3½"	Up to 7"	20736ML/R
Large	Up to 3¾"	Up to 8"	20736LL/R

### Cleaning Instructions:

Use hospital-approved disinfectant or household antimicrobial cleaner/disinfectant according to the label instructions for hard plastic. Padding can be laundered by hand or on gentle cycle of home type washer with mild soap. Rinse. Squeeze between towels to remove excess water. Line dry. Do not use chlorinated products such as bleach.

### Warranty:

See [restorativemedical.com](http://restorativemedical.com) for warranty information.



### Warnings:

- This device is for single patient use only.
- Consult a clinical professional before using this device.
- Check all skin areas each time the splint is removed. If any discoloration does not return to normal within 3-5 minutes, discontinue use and report it to your health professional. Discontinue use of the orthosis until this situation has been resolved.

### Recommended Wear Time:

Apply the splint initially for 30 minutes. Remove and check skin for redness or breakdown. If skin integrity is compromised, discontinue use and contact your clinician. Otherwise, gradually increase wearing times to the duration recommended by your healthcare professional to no more than 6 hours at a time. Restorative Medical's wear times are suggested and should be discussed with your healthcare professional.

### Cautions:

- Not user repairable. Consult your clinician or Restorative Medical if damaged.
- No hazardous material present. Follow local environmental codes for waste disposal.

This product is not made with natural rubber latex (NRL) and di-(2-ethylhexyl)phthalate (DEHP).